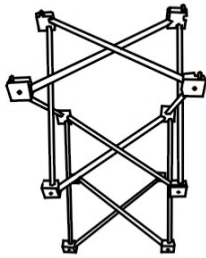
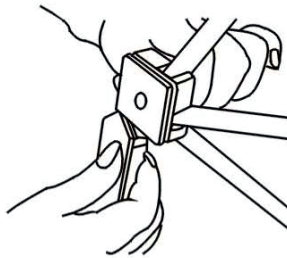


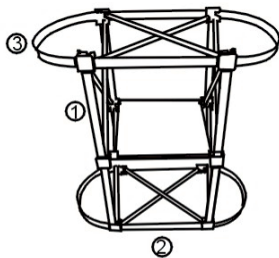
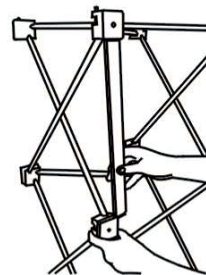
Installation Instruction



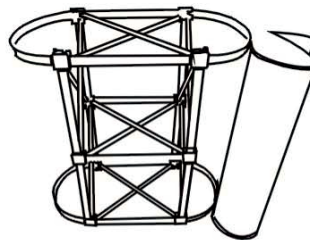
1、 Pull the frame outwards, please note that the connector with the steel part should be up.




2、 There are totally 18 kinds of magnetic pole. Set them in turn.



3、 After you finished, it should like this picture. If you have clapboards, please set up the clapboard on the frame.



4、 Install the artwork.



5、 Put the panel on the frame.

